

2023

DYNAMAX 
A DIVISION OF FOREST RIVER

DIFFERENT BY DESIGN



5 SERIES *isata*

ISATA 5 SERIES

In the Isata 5 Series driver's seat, you'll enjoy the confidence that comes with the control, comfort, and stability of the Ram 5500 4x4 Chassis. Meanwhile, everywhere you look you'll see the extra touches - including cut and buffed paint, RV-friendly features, and ambient lighting. So wherever your journeys take you - along the busy highway or up the mountain pass, or even on the "roads less traveled", the Isata 5 Series will provide freedom and comfort like nothing else on the road.



28SS



30FW



34DS

OPTIONS



DUAL POWER THEATER SEATS

IPO Dinette (28SS)
IPO Sofa (30FW, 34DS)

STANDARD FEATURES & OPTIONS

CHASSIS

- Ram® 5500 SLT Chassis - Factory 4-Wheel Drive
- Cummins® 6.7L I6 Turbo Diesel Engine (360 hp / 800 lb.-ft. of Torque)
- AISIN® HD 6-Speed Automatic Transmission
- 52-Gallon Fuel Tank
- 9-Gallon Diesel Exhaust Fluid Tank
- Trailer Hitch (10,000 Tow lbs. / 750 Tongue lbs.) with 7-Way Round Tow Connection
- Weigh Safe® Trailer Hitch Receiver
- Active Brake Assist
- Adaptive Cruise Control
- Ram® OEM Trailer Brake Control
- Cummins® Smart Exhaust Brake System
- Ram® ESC Suspension and Stability Package
- Momentary Battery Booster Switch for Connecting Chassis and House Batteries
- Dual 12V Chassis Batteries
- Dual 220-Amp Alternators (440 Total Amps)
- 4-Wheel ABS
- B-20 Bio Diesel Capability
- Ram® 50KSI Chassis Construction
- Engine Block Heater
- Aluminum Running Boards
- Front and Rear Tires: 225/70R19.5G (All Position Front And Rear Traction)
- Single Front Wheels: Aluminum (19.5"x 6.0") *Outside Rims are Polished
- Dual Rear Wheels: Aluminum (19.5"x 6.0") *Outside Rims are Polished
- 4.88 Rear Axle Ratio
- Daytime Running Lights
- Leatherette Reclining Driver and Passenger Seats with Armrest
- Power Driver Seat
- Quad-View Camera System (Right Side, Left Side, Hitch, and Rear Horizon Views)
- 12V and USB Accessory Ports
- Temperature/Compass Gauge with Traveler/Mini-Trip Computer
- 8.4" Touch Screen Dash Radio with U-Connect®, Hands-Free Voice Command with Bluetooth®, Sirius/XM® Radio-Ready, Media Hub (SD, USB, AUX), Apple CarPlay®, Android Auto®, and Six (6) Speakers

- Adjustable Steering Column
- Power and Heated Exterior Mirrors with Courtesy Lamps and Turn Signals
- Power Windows and Locks
- 3-Point Seat Belts
- Front Safety Airbags
- Drink Holders

CONSTRUCTION

- 2" Aluminum-Framed, Laminated Sidewalls with Dow® Block Foam Insulation
- Composite Exterior Fiberglass (No Exterior Wood)
- Aluminum-Framed Floor
- Composite Flooring Substrate (Lightweight and Moisture-Resistant)
- Aluminum-Framed Roof Trusses
- Crowned, One-Piece Fiberglass Roof
- Foil-Lined Ductwork Throughout
- Fiberglass Front Cap and Front Wing Panels
- Rear Bumper
- Automatic, 4-Point Hydraulic Leveling Jacks
- Dark-Tinted, Frameless Windows
- Seamless Rotocast Storage Compartments with LED Lighting
- Side-Hinged, Locking Aluminum Exterior Storage Doors with Paddle Latches
- Electric Slide System

EXTERIOR

- Custom Full Body Paint Package
- Premium Cut and Buffed Paint Finish
- Front-End Diamond Shield® Paint Protection
- Armless Patio Awning with LED Lighting and Motion-Activated Retraction
- Slideout Toppers
- LED Patio Light
- Power Entry Steps
- Entry Door with Rotary Latch; Dark-Tinted, Frameless Window; and Integrated Shade
- Keyless Entry Touch Pad at Entry Door
- Lighted Acrylic Entry Grab Handle

FULL BODY PAINT PACKAGES With Front-End Diamond Shield



Admiral Blue

Granite

- Exterior Wall-Mounted Entertainment Center with 32" Smart LED TV (N/A - 28SS)
- Exterior TV Mount (28SS Only)
- Front and Rear LED Clearance and Marker Lighting
- Rear LED Docking Lights
- Rear "DYNAMAX" Rock Guard

INTERIOR

- Front Cab-Over Bunk Area with Mattress (50"x80") and Privacy Curtain
- Premium Vinyl Flooring Throughout
- Soft-Touch Padded Vinyl Ceiling
- LED Recessed Ceiling Lights
- Sprung, Residential Style Dinette Seats with Lift Up Storage
- Tri-Fold Sofa (30FW, 34DS)
- Coordinating Window Treatments
- Blackout Roller Shades
- Hardwood Shaker-Style Cabinetry
- Full Extension, Soft-Closing Drawer Guides (where applicable)
- Hidden Hinges
- 39" Smart LED TV (Living Area)
- Sound Bar (Living Area)
- Entry with Non-Skid Rubber Steps and Risers
- Thermal, Reflective Front Privacy Shades
- USB Charging Ports

KITCHEN

- Gas Range with Glass Cover
- Convection Microwave Oven
- 16 cu. ft. Residential Refrigerator with Ice Maker (Double-Door and Stainless Steel) (N/A - 28SS)
- 10 cu. ft. 2-Way Refrigerator (28SS Only)
- Solid Surface Countertops with LED Lighting and Backsplash
- Stainless Steel Sink with Solid Surface Covers
- Residential Stainless Steel Spring Gooseneck Faucet
- Pantry (Floor Plan Specific)
- Under-Cabinet Lighting
- Kitchen Trash Can
- MaxxAir® Power Vent with Built-In Rain Cover

BEDROOM OR BUNK AREA

- King Bed (71"x78") with Gel-Infused Memory Foam Mattress (34DS)
- Queen Bed (60"x75") with Gel-Infused Memory Foam Mattress (28SS and 30FW)
- Deluxe Padded Headboard (28SS and 34DS)
- Designer Bedding Package
- 32" LED Smart TV
- Cedar-Lined Wardrobe
- LED Reading Lights
- USB Charging Ports

BATHROOM

- Designer Shower with Skylight
- Oxygenics Body Spa® RV Shower Head
- Stainless Steel Sink with Residential Faucet
- Porcelain Electronic-Flush Macerator Toilet (N/A - 30FW)
- Porcelain Foot-Flush Toilet (30FW)
- MaxxAir® Power Vent with Built-In Rain Cover

UTILITIES

- Dual Low-Temp Lithium Auxiliary Batteries (200Ah Total)
- Firefly Multiplex® Wiring with Touch Screen Command Center, Switch Panels, and Bluetooth® Smart Phone App Control
- Battery Disconnect
- 50-Amp Service
- 3,000W Hybrid Pure Sine Wave Inverter/Charger (3,500 Peak Watts)
- 8kW Onan® Diesel Generator with Auto Transfer Switch (Mounted on Isolator Pads)
- Automatic Generator Start
- Solar Panel - Single 190 Watt with 30 Amp Controller
- Dual Ducted, Low-Profile 15,000-BTU Air Conditioners with Heat Pumps
- 40,000-BTU LP Furnace with Electronic Ignition
- 60,000-BTU Truma® Aqua Go Comfort™ On-Demand Water Heater (LP)
- 20.3-Gallon LP Tank (WC)
- LP Quick Connect
- Water Filtration System
- Exterior Shower in Service Bay



30FW with Driftwood II cabinetry and Dusk décor shown with optional power theater seats.

- Exterior GFCI Receptacle
- Winegard® AIR 360+™ Dome Antenna (WiFi Extender, 4G LTE, Omnidirectional VHF/UHF OTA, FM, SIM Card Port)
- 4x4 HDMI Matrix
- Cable TV/Satellite Hookup in Service Bay
- Black Tank Flush
- Furnace-Heated Utility Compartment
- Enclosed and Furnace-Heated Holding Tanks
- Upgraded 12V On-Demand Water Pump (4 gallons per minute)
- Carbon-Monoxide, LP, and Smoke Detectors
- Fire Extinguisher

OPTIONS

- 2-Stage Front Air Suspension (Self-Leveling)
- 10 cu ft. 2-Way Refrigerator in place of Standard Refrigerator (30FW, 34DS)
- Dual, Power Reclining Theater Seats in place of Dinette (28SS Only)
- Dual, Power Reclining Theater Seats in place of Sofa (30FW, 34DS)
- Winegard® In-Motion T4 Satellite (Dish® SD-HD, DirecTV® SD, BellTV® SD-HD)

- Xplorer Package - includes Dual-Pane, Dark-Tinted Frameless Windows; Insulated Cab Curtain; Four Lithium House Batteries (400Ah Total); 950W

Solar Package; and Insulated Utility Bay with Secondary Tank Heater and Temperature Sensor (N/A 34DS)

Dimensions:	28SS	30FW	34DS
GVWR	19,500 lbs.	19,500 lbs.	19,500 lbs.
GCWR	37,500 lbs.	37,500 lbs.	37,500 lbs.
GAWR - Front	7,250 lbs.	7,250 lbs.	7,250 lbs.
GAWR - Rear	13,500 lbs.	13,500 lbs.	13,500 lbs.
UVW*	16,203 lbs.	16,856 lbs.	17,763 lbs.
Overall Length	31' 2"	33' 3"	35' 11"
Exterior Width	96"	96"	96"
Wheelbase	217"	237.5"	264.5"
Overall Exterior Height (w/15,000 BTU Roof A/C)	12' 4"	12' 4"	12' 4"
Interior Height	82"	82"	82"
Fuel Capacity	52 Gal.	52 Gal.	52 Gal.
Water Capacities (Gal.)			
Fresh/Gray/Black	78/45/45	78/45/45	78/45/45
LPG Capacity (WC)	20.3 Gal./86 lb.	20.3 Gal./86 lb.	20.3 Gal./86 lb.
Awning Length	16'	16'	16'

*UVW is an estimate only based on standard equipment.

All information contained in this brochure is believed to be accurate at the time of publication. Please be advised that the stated Standards and Options are subject to change during the model year due to factors outside of the direct control of Dynamax, such as supplier changes/shortages. Dynamax also often makes running changes during the model year to improve reliability, performance, and/or capacity. Please refer to www.dynamaxcorp.com for the most current specifications.



Khaki

Magnetic

Merlot

The Optional All Season Xplorer Package

Tested and developed for over a decade in the Canadian Rockies

(Available on 28SS and 30FW models.)



Ram 5500 SLT 4x4 shown with Xplorer Package Full Body Paint available in "Light" (Left) or "Dark" (Above).

- **Dual Lithium Batteries** - 400 AH with built-in heaters to maximize off-grid efficiency
- **Enhanced Solar Power** - 950 Watts with MPPT controllers for up to a 30% better charging rate
- **Dual-Pane Windows** - reduce condensation to help maintain interior temperature
- **Furnace-Heated Utility Bays with Thermal-Foil Insulation** - enhance heat retention.
- **Secondary 12V Tank Heater in Utility Bay** - thermostatically-controlled; provides auxiliary/back-up heat
- **Temperature Sensor in Utility Bay** - displays on interior multiplex panel
- **Enhanced Insulation in Walls, Floor, and Roof** - more easily maintains optimal interior temperature
- **Insulated Cab Curtain** - closes off the cab area in colder climates to minimize heat loss



DIFFERENT BY DESIGN

2745 Northland Dr. - Elkhart IN 46514
888-295-7859 - www.dynamaxcorp.com

GVWR (Gross Vehicle Weight Rating) - is the maximum permissible weight of the unit when fully loaded. It includes all weights, inclusive of all fluids, occupants, cargo, optional equipment and accessories. For safety and product performance do NOT exceed the GVWR.

GCWR (Gross Combined Weight Rating) - is the maximum permissible loaded weight of your motor home and any towed trailer or towed vehicle. Actual GCWR of this vehicle may be limited by the sum of the GVWR and the installed hitch receiver maximum capacity rating; see hitch rating label for detail.

GAWR (Gross Axle Weight Rating) - is the maximum permissible weight, including cargo, fluids, optional equipment and accessories that can be safely supported by each axle.

UVW (Unloaded Vehicle Weight)* - is the typical weight of the unit as manufactured at the factory. It includes all weight at the unit's axle(s), including full fuel, all fluids and LP Gas. The UVW does not include cargo, fresh potable water, additional optional equipment or dealer installed accessories.

*Estimated Average based on standard build optional equipment.

CCC (Cargo Carrying Capacity)** - is the amount of weight available for fresh potable water, cargo, passengers, additional optional equipment and accessories. CCC is equal to GVWR minus UVW. Available CCC should accommodate fresh potable water (8.3 lbs per gallon). Before filling the fresh water tank, empty the black and gray tanks to provide for more cargo capacity.

**Estimated average based on standard build optional equipment.

Each Forest River RV is weighed at the manufacturing facility prior to shipping. A label identifying the unloaded vehicle weight of the actual unit and the cargo carrying capacity is applied to every Forest River RV prior to leaving our facilities.


The load capacity of your unit is designated by weight, not by volume, so you cannot necessarily use all available space when loading your unit. Actual towing capacity is dependent upon your particular loading and towing circumstances, which includes the GVWR, GAWR and GCWR as well as adequate trailer brakes. Please refer to the Operator's Manual of your vehicle for further towing information.

All information contained in this brochure is believed to be accurate at the time of publication. However, during the model year, it may be necessary to make revisions and Forest River, Inc., reserves the right to make all such changes without notice, including prices, colors, materials, equipment and specifications as well as the addition of new models and the discontinuance of models shown in this brochure. Therefore, please consult with your Forest River dealer and confirm the existence of any materials, design or specifications that are material to your purchase decision.


©2023 Dynamax, a Division of Forest River, Inc., a Berkshire Hathaway company. All Rights Reserved. 01/23




DÉCOR SELECTIONS



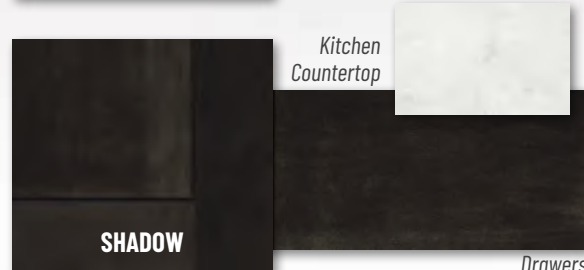
Main



Main



Main



PRE-DELIVERY INSPECTION FACILITY

20,000 square feet of quality assurance. The bare essentials for a premium product. This state-of-the-art facility gives immediate daily feedback to production for quality assurance in every unit built.

**24/7 EMERGENCY
ROADSIDE ASSISTANCE
WITH VEHICLE PURCHASE***

TOWING	WINCH-OUT
JUMP-STARTS	MOBILE MECHANIC
TIRE CHANGES	TECHNICAL SUPPORT
FLUID DELIVERY	DEALER LOCATOR SERVICES
LOCKOUT SERVICE	

*VALID FOR 1 YEAR FROM DATE OF PURCHASE



FREE MEMBERSHIP
to Forest River Owners' Group

www.forestriverfrog.com

Dynamax Owner "Digital Kit" App

Now you can have your Owner's Manual with you wherever you are. Download our FREE App from the App Store or Google Play and you'll have the information right at your fingertips.



Paint Video

<https://www.youtube.com/watch?v=sLgLoR26jfs>

Factory Video Tour

<https://www.youtube.com/watch?v=q5cG43PD7SE>

Learn More

Scan this barcode using a QR Reader on your smart phone to learn more about Forest River.

A Berkshire Hathaway company.

Your Authorized Isata 5 Series Dealer

LAMESA REC VAN

LaMesaRV.com
800-496-8778